



LAKE COUNTY REPUBLICAN EXECUTIVE COMMITTEE
Election Integrity Committee
Research and Reference

Contents

I. Election Fraud Reports

- i. The Narvarro Report
- ii. The Deep Rig
- iii. Mathematical Proof
- iv. Election-Integrity.com
- v. Mainstream Media Articles 2016-2020

II. USA, Florida & Lake County

- i. United States
- ii. Florida
- iii. Lake County

III. Count Interrupted Swing States

- i. Arizona
- ii. Georgia
- iii. Michigan
- iv. Nevada
- v. Pennsylvania
- vi. Wisconsin

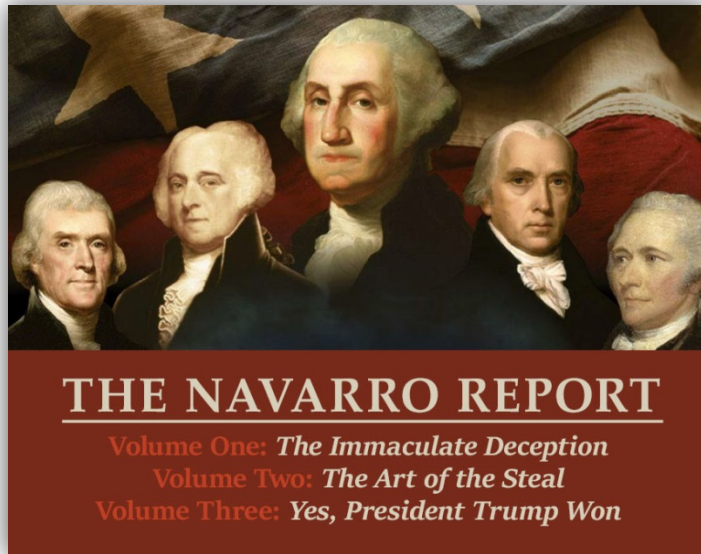




REPORTS

报告

The Navarro Report

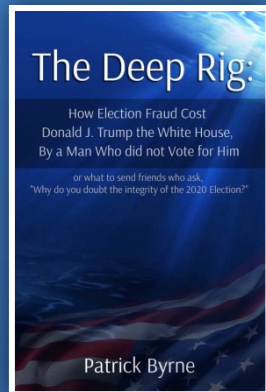


[Download the full Navarro Report](https://peternavarro.com/the-navarro-report/)

The three volumes of the Navarro Report provide a demonstration that President Trump had a good faith belief that the November 3, 2020 Presidential election results, were, indeed, the poisonous fruit of widespread fraud and election irregularities. Evidence used in the preparation of the Navarro Report includes more than 50 lawsuits and judicial rulings, thousands of affidavits and declarations, testimony in a variety of state venues, published analyses by think tanks and legal centers, videos and photos, public comments, and extensive press coverage.

The Deep Rig, *by Patrick Byrne*

Byrne is a libertarian who did not vote for Trump and has criticized him publicly: that said, he believes Election 2020 was rigged, and this fact should be objectionable to every person who believes that "just government derives its power from the consent of the governed." In this book he explains what caused him in August 2020 to study election fraud, and what really happened during the 2020 election.



[Download 'The Deep Rig' book](#)



[Watch 'The Deep Rig' movie](#)

Mathematical Proof



[Watch 'Math Wars'](#)



[Watch 'The Numbers Don't Lie'](#)



[Watch Dr. Douglas Frank's Algorithms](#)




[Watch 'Election Fraud on Cruise Control'](#)

election-integrity.info



A special report looking at what has been called vote “dumps.” Dumps are unusually large differences between Presidential candidates, received/recorded at one time. Spikes for both candidates were examined. It is concluded that all were net Biden dumps.

Download: https://election-integrity.info/Vote_Spikes_Report.pdf



This report is a 2020 vs 2016 contrast for each state. A positive contrast indicates Biden scored more votes in 2020 than expected in that state, while a negative contrast indicates that Trump did better in 2020 than expected. The net effect is that the ten states with the largest positive contrasts provided 3± million more votes for Biden than they did for Clinton.

Download: https://election-integrity.info/Contrast_Report.pdf

Download dozens of independently produced 2020 election reports at <https://election-integrity.info/>

Voting Machine Hacking 2016-2020

1. [Politico: How to Hack an Election in 7 Minutes \(Aug 5, 2016\)](#)
2. [CBS: Hacker demonstrates how voting machines can be compromised \(Aug 10, 2016\)](#)
3. [FOX: Princeton Professor demonstrates how to hack a voting machine \(Sep 18, 2016\)](#)
4. [PBS: Recounts or no, U.S. elections are still vulnerable to hacking \(December 26, 2016\)](#)
5. [Politico: Will the Georgia Special Election Get Hacked? \(June 14, 2017\)](#)
6. [CNET: Defcon hackers find it's very easy to break voting machines \(July 30, 2017\)](#)
7. [CNN: We watched hackers break into voting machines \(Aug 11, 2017\)](#)
8. [Slate: America's Voting Systems Are Highly Vulnerable to Hackers \(Feb 22, 2018\)](#)
9. [NYT: I Hacked an Election. So Can the Russians. \(April 5, 2018\)](#)
10. [Axios: There's more than one way to hack an election \(July 3, 2018\)](#)
11. [Newsweek: Election Hacking: Voting-Machine Supplier Admits It Used Hackable Software \(July 17, 2018\)](#)
12. [Voting Machine Hacks at DefCon: 11-year-old hacks Florida voting systems. \(Aug 12, 2018\)](#)
13. [Guardian: Why US elections remain 'dangerously vulnerable' to cyber-attacks \(Aug 13, 2018\)](#)
14. [CBS: Why voting machines in the U.S. are easy targets for hackers \(September 19, 2018\)](#)
15. [Jenny Cohn: The genesis of America's corrupted computerized election system \(Oct 10, 2018\)](#)
16. [New York Times: America's Elections Could Be Hacked. Go Vote Anyway \(October 19, 2018\)](#)
17. [Scientific American: The Vulnerabilities of Our Voting Machines \(Nov 1, 2018\)](#)
18. [GQ: How to Hack an Election \(November 5, 2018\)](#)
19. [NYBooks: Voting Machines - What Could Possibly Go Wrong? \(November 5, 2018\)](#)
20. [Salon: Philly ignores cybersecurity and disability access in voting system selection \(Feb 16, 2019\)](#)
21. [Politico: State election officials opt for 2020 voting machines vulnerable to hacking \(March 1, 2019\)](#)
22. [TechCrunch: Senators demand to know why election vendors still sell voting machines with 'known vulnerabilities' \(Mar 27, 2019\)](#)



VOTE

Voting Machine Hacking 2016-2020

23. [Salon: New "hybrid" voting system can change paper ballot after it's been cast \(March 28, 2019\)](#)
24. [AP: New Election systems use vulnerable software \(July 13, 2019\)](#)
25. [Vice: Critical U.S. Election Systems Have Been Left Exposed Online Despite Official Denials \(Aug 8, 2019\)](#)
26. [CNN: Watch this hacker break into a voting machine \(Aug 10, 2019\)](#)
27. [Washington Post: Hackers were told to break into U.S. voting machines. They didn't have much trouble. \(Aug 12, 2019\)](#)
28. [MIT Tech Review: 16 million Americans will vote on hackable paperless machines \(Aug 13, 2019\)](#)
29. [Salon: Hackers can easily break into voting machines used across the U.S. \(August 14, 2019\)](#)
30. [FOX: Election machine keys are on the Internet, hackers say \(August 22, 2019\)](#)
31. [NPR: Cyber Experts Warn Of Vulnerabilities Facing 2020 Election Machines \(Sep 4, 2019\)](#)
32. [Jenny Cohn: America's Electronic Voting System is Corrupted to the Core \(Sep 7, 2019\)](#)
33. [Washington Post: U.S. voting machines vulnerable to hacks in 2020, researchers find \(Sep 27, 2019\)](#)
34. [Motherjones: Researchers Assembled over 100 Voting Machines. Hackers Broke Into Every Single One. \(Sep 27, 2019\)](#)
35. [The Hill: Voting machines pose a greater threat to our elections than foreign agents \(Oct 2, 2019\)](#)
36. [RollingStone: John Oliver Breaks Down Faulty Election Machine Security on 'Last Week Tonight' \(November 4, 2019\)](#)
37. [Bloomberg: Expensive, Glitchy Voting Machines Expose 2020 Hacking Risks \(November 8, 2019\)](#)
38. [NYBooks: How New Voting Machines Could Hack Our Democracy \(Dec 17, 2019\)](#)
39. [Washington Post: Voting machines touted as secure option are actually vulnerable to hacking, study finds \(Jan 8, 2020\)](#)
40. [NBC: 'Online and vulnerable' - Experts find nearly three dozens U.S. voting systems connected to internet \(Jan 10, 2020\)](#)
41. [AP: Reliability of pricey new voting machines questioned \(Feb 23, 2020\)](#)
42. [The Guardian: Hack the vote - terrifying film shows how vulnerable US elections are \(Mar 26, 2020\)](#)
43. [AJC: In high-stakes election, Georgia's voting system vulnerable to cyberattack \(Oct 23, 2020\)](#)




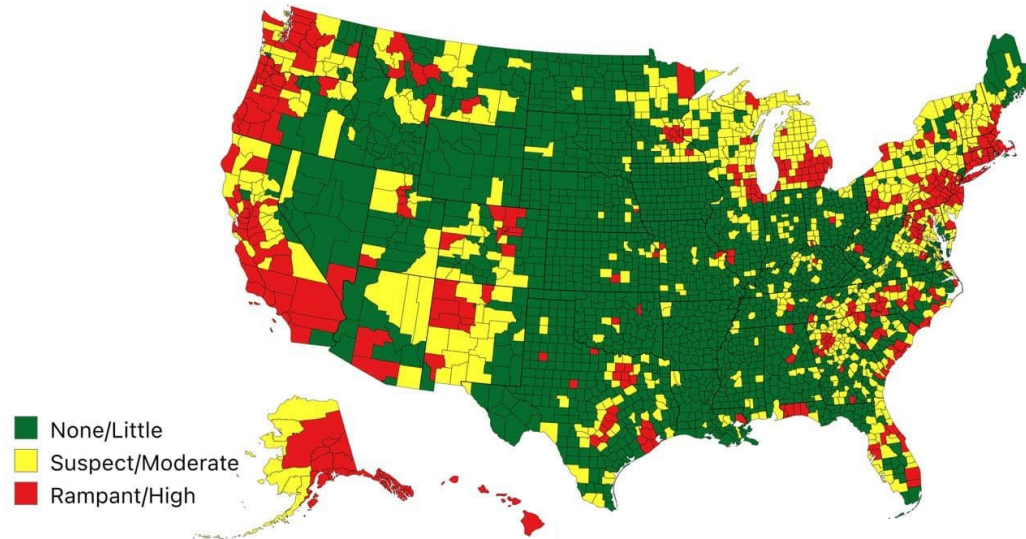
VOTE



UNITED STATES

美国

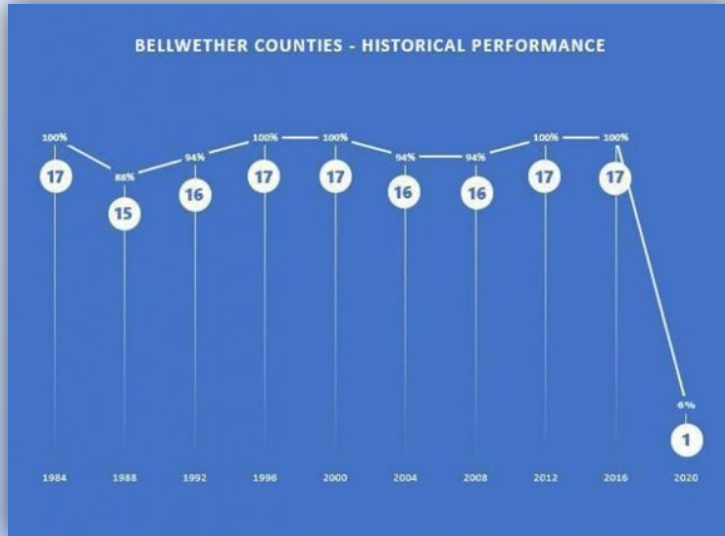
United States - Fraud Heat Map



“CONSERVATIVELY, THERE WERE 8,144,000 EXCESS JOE BIDEN VOTES IN THE 2020 ELECTION.”

-- SETH KESHEL

Bellwether Counties



COUNTY	STATE	1984	1988	1992	1996	2000	2004	2008	2012	2016	2020
Valencia	NM	Reagan Bush	Clinton	Clinton	Bush	Bush	Obama	Obama	Trump	Trump	
Vigo	IN	Reagan Bush	Clinton	Clinton	Bush	Bush	Obama	Obama	Trump	Trump	
Westmoreland	VA	Reagan Bush	Clinton	Clinton	Bush	Bush	Obama	Obama	Trump	Trump	
Ottawa	OH	Reagan Bush	Clinton	Clinton	Bush	Bush	Obama	Obama	Trump	Trump	
Junea	WI	Reagan Bush	Clinton	Clinton	Bush	Bush	Obama	Obama	Trump	Trump	
Hidalgo	NM	Reagan Bush	Clinton	Clinton	Bush	Bush	Obama	Obama	Trump	Trump	
Wood	OH	Reagan Bush	Clinton	Clinton	Bush	Bush	Obama	Obama	Trump	Trump	
Essex	VT	Reagan Bush	Clinton	Clinton	Bush	Bush	Obama	Obama	Trump	Trump	
Washington	ME	Reagan Bush	Clinton	Clinton	Bush	Bush	Obama	Obama	Trump	Trump	
Clallam	WA	Reagan Bush	Clinton	Clinton	Bush	Bush	Obama	Obama	Trump	Trump	
Calhoun	SC	Reagan Bush	Clinton	Clinton	Bush	Bush	Obama	Obama	Trump	Trump	
Colleton	SC	Reagan Bush	Clinton	Clinton	Bush	Bush	Obama	Obama	Trump	Trump	
Sargent	ND	Reagan	Dukakis	Clinton	Clinton	Bush	Bush	Obama	Obama	Trump	Trump
Blaine	MI	Reagan	Dukakis	Clinton	Clinton	Bush	Bush	Obama	Obama	Trump	Trump
Kent	DE	Reagan Bush	Bush	Clinton	Bush	Bush	Obama	Obama	Trump	Biden	
Coos	NH	Reagan Bush	Clinton	Clinton	Bush	Kerry	Obama	Obama	Trump	Trump	
Darlington	SC	Reagan Bush	Clinton	Clinton	Bush	Bush	McCain	Obama	Trump	Trump	
		100%	88%	94%	100%	100%	94%	94%	100%	100%	6%

From 1984 through 2016, seventeen US counties voted for the winning presidential candidate an astounding 148 of 153 times; including 100% five times, for five different presidents.

In 2020 only 1 of 17 went for Biden.



FLORIDA

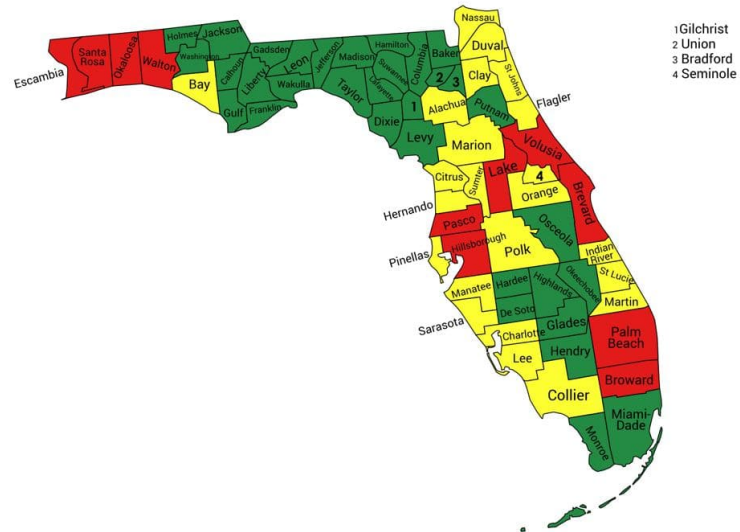
佛罗里达州

Election Fraud in Florida

NUMBER OF DISPUTED BALLOTS	296,000 Votes Estimated
TRUMP REPORTED MARGIN	371,686 Votes
TRUMP ESTIMATED MARGIN	667,686 Votes
INDEPENDENT FORENSIC AUDIT	Lake County Republican Executive Committee Resolution

Florida - Statistical Anomalies

Former US military intelligence officer and statistical analyst Seth Keshel analyzed the trends of voter registrations versus actual votes. The following report indicates which counties' vote counts align with the trend in voter registrations and which have small or large divergences. Each county is flagged as red, yellow, or green, based on whether the 2020 vote totals aligned with the expected trends (as past decades demonstrate they typically do), or if they diverged in statistically unlikely ways.



- **Likely Clean**
Aligns with voter registration trends, as expected
- **Suspect, Likely Fraud**
Moderate divergence from trend
- **Strong/Rampant Fraud**
Strong, unexplainable divergence from trend



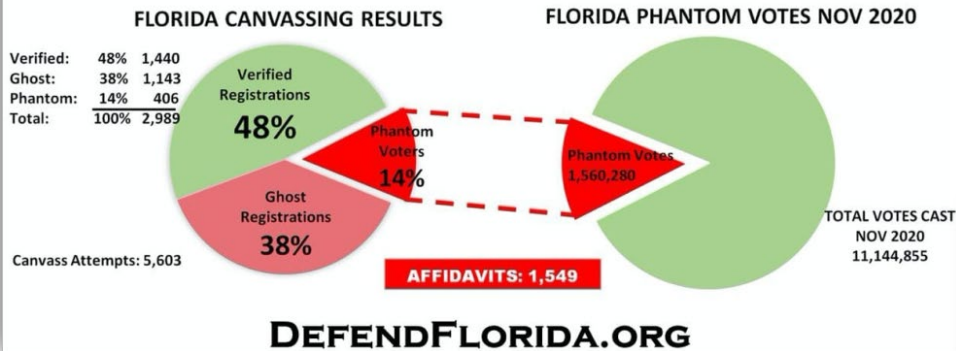
[Watch Seth Keshel discuss Florida](#)

	Trump Votes	Biden Votes	Other Votes
Officially reported result	5,668,731 (51.2%)	5,297,045 (47.9%)	101,824 (0.9%)
Estimate of potential fraud		296,000 (2.7%)	
Estimate of actual result	5,668,731 (52.6%)	5,001,045 (46.4%)	101,824 (0.9%)

Source: <https://electionfraud20.org/seth-keshel-reports/florida/>

Florida - Canvassing Results

DEFEND FLORIDA CANVASSING RESULTS AS OF 9/6/2021



DEFEND FLORIDA CANVASSING RESULTS KEY

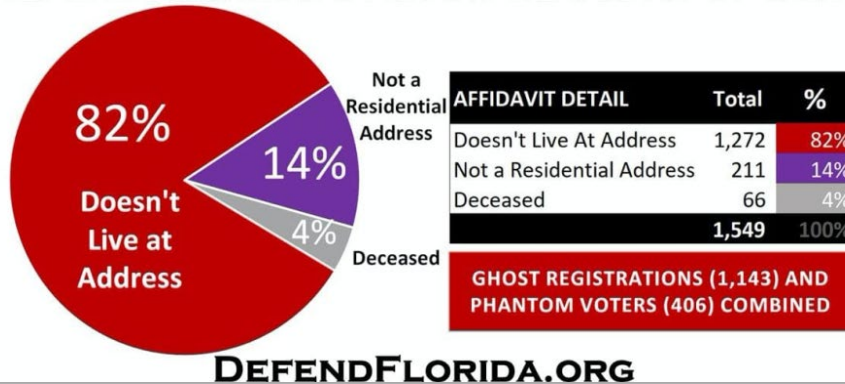
PHANTOM VOTE—A vote cast where the registered voter was deceased, did not live at the registered address or where the registered address was not a residential address.

GHOST REGISTRATION— A voter registered to vote who is deceased, does not live at the registered address or where the registered address is not a residential address.

VERIFIED REGISTRATION—A voter registration where the registered voter is confirmed to live at the registered address.

DEFENDFLORIDA.ORG

DEFEND FLORIDA AFFIDAVIT DETAIL AS OF 9/6/21



Lake County - Statistical Anomalies

Presidential Election Results 2004 - 2020							Voter Registration		
Year	Republican Candidate		Democrat Candidate		Third Parties		Rep.	Dem.	All
2020	59.6%	125,859	39.5%	83,505	0.9%	1,950	+19.1k	+7.8k	+43k
2016	59.5%	102,188	36.6%	62,838	3.9%	6,773	+8.4k	+2.3k	+21k
2012	58.0%	87,643	40.9%	61,799	1.1%	1,702	+4.4k	+0.9k	+12k
2008	56.2%	82,802	42.7%	62,948	1.1%	1,621			
2004	60.0%	74,389	38.9%	48,221	1.1%	1,340			

~2.5x registration advantage to Republicans, yet Democrats record nearly the same number of new votes

19,1k new Republicans registered 2016-2020 7,8k new Democrats registered 2016-2020
 23,671 more votes in 2020 than 2016 20,667 more votes in 2020 than 2016

Democrats completely stagnate from 2008 to 2016
 Then somehow exploded in 2020

Biden +20,667 over Clinton 2016; +21,706 over Obama 2012; +20,557 over Obama 2008



[Watch the Lake County call](#)



ARIZONA

亞利桑那州

Election Fraud in Arizona

NUMBER OF DISPUTED BALLOTS	300,000 Votes Estimated
BIDEN'S WINNING MARGIN	10,457 Votes (0.3%)
ELECTORAL COLLEGE VOTES	11 (36 Needed for a Trump Win)
INDEPENDENT FORENSIC AUDIT	In Progress in 1 County

Election Fraud in Arizona

KEY ALLEGATIONS

Unobserved Ballot Counting

Vote counting rooms were announced as “closed down”, and yet counting continued, without independent observers present.

This occurred in Pima County, Coconino County, and Maricopa County – which combined, reach into hundreds of thousands of ballots.

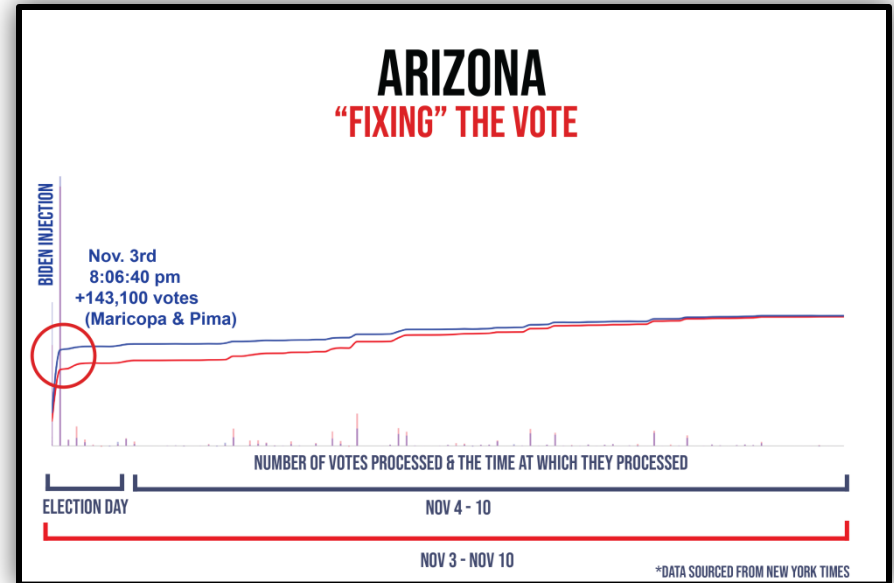
Many Non-Citizens Voted in Election

Based on a survey of voters by Trump legal team, a conservative estimate of 36,000 non-citizens voted in the election (or possibly as high as 237,000).

Over 21,000 “federal only voters” who did not provide proof of citizenship when registering to vote. They are not in the MVD system and all they need is a bank statement to get a ballot. These alone are more than double Biden’s winning margin.

Other Issues

Statistical anomalies, including “vote dumps” with unexpected swings to Biden



Mathematician Bobby Piton reviewed election data and stated during the state legislature hearing that he believes the numbers in Arizona are fraudulent, saying he would “stake his life” on it based on the mathematically problematic data. Piton estimated there are between 160,000 and 400,000 phantom voters. Piton’s Twitter account was suspended during his testimony.

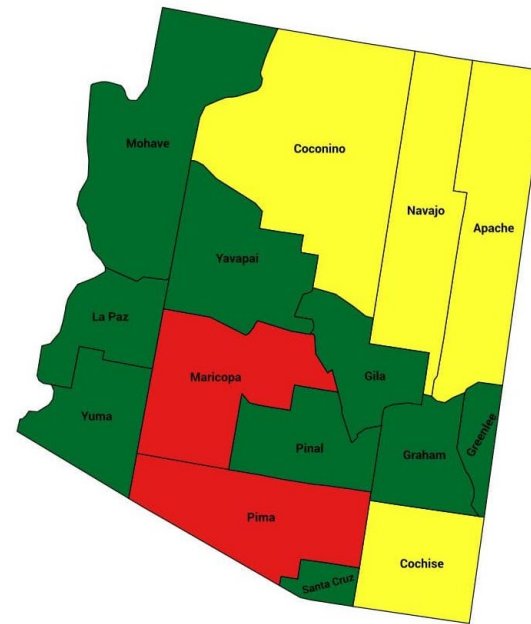
Source: <https://electionfraud20.org/fraud-summary-by-state/arizona/>

Arizona - Statistical Anomalies

Former US military intelligence officer and statistical analyst Seth Keshel analyzed the trends of voter registrations versus actual votes. The following report indicates which counties' vote counts align with the trend in voter registrations and which have small or large divergences. Each county is flagged as red, yellow, or green, based on whether the 2020 vote totals aligned with the expected trends (as past decades demonstrate they typically do), or if they diverged in statistically unlikely ways.



[Watch Seth Keshel discuss Arizona](#)



- **Likely Clean**
Aligns with voter registration trends, as expected
- **Suspect, Likely Fraud**
Moderate divergence from trend
- **Strong/Rampant Fraud**
Strong, unexplainable divergence from trend

	Trump Votes	Biden Votes	Other Votes
Officially reported result	1,661,686 (49.1%)	1,672,143 (49.4%)	50,774 (1.5%)
Estimate of potential fraud		210,000 (6.2%)	
Estimate of actual result	1,661,686 (52.3%)	1,462,143 (46.1%)	50,774 (1.6%)

Arizona - Statistical Anomalies

MARICOPA COUNTY				
Contrasted Democrat Vote Growth Since 2016 – Comparable Counties				
MEGA COUNTIES	2016 Votes	2020 Votes	Votes Added	Percent Gain
MARICOPA, AZ	702,907	1,040,774	337,867	48.07%
ORANGE, CA	609,961	814,005	204,044	33.45%
SAN DIEGO, CA	735,476	963,797	228,321	31.04%
HARRIS, TX	707,914	918,193	210,279	29.70%
KING, WA	718,322	907,310	188,988	26.31%

AVERAGE GROWTH	2016-2020 Democrat votes in four comparison counties:	30.00%
<i>At that rate of growth Biden would have 913,779 votes in Maricopa County.</i>		LOSES ARIZONA BY 116,538 VOTES
HIGHEST GROWTH	2016-2020 Democrat votes in four comparison counties:	33.45%
<i>At that rate of growth Biden would have 938,029 votes in Maricopa County.</i>		LOSES ARIZONA BY 92,288 VOTES
HIGHEST +10%	2016-2020 Democrat votes in four comparison counties:	43.45%
<i>At that rate of growth Biden would have 1,008,320 votes in Maricopa County.</i>		LOSES ARIZONA BY 21,997 VOTES

Did Trump lose his voters to Biden? No, Trump improved 2016-2020 by 248,304 votes in Maricopa County, a 33.22% improvement.

Arizona - Statistical Anomalies

No GOP candidate has ever exploded in votes like Trump in Arizona, with a gain of 410,000 in a state that has been blue just once since 1948.

Trump set a GOP record in gaining of 248,000 new votes in Maricopa County, and yet still lost it - first Republican loss since 1972.

Biden gained a massive 511,000 votes in one election cycle, which blows away the previous record when Kerry added 209,000 in 2004; and yet Biden only won by 10,500 votes, which suggests they knew exactly how many votes they needed to dump for the win.

If Biden is 220,000 votes heavy in Arizona, counting only excess votes, Trump would have carried the state 52.4% to 45.8%, for a margin of 6.6%; which aligns with a Baris poll about 2 weeks before the election.




GEORGIA

喬治亞

Election Fraud in Georgia

NUMBER OF DISPUTED BALLOTS	300,000 Votes Estimated
BIDEN'S WINNING MARGIN	11,779 Votes (0.3%)
ELECTORAL COLLEGE VOTES	16 (36 Needed for a Trump win)
INDEPENDENT FORENSIC AUDIT	Partial Inspection in 1 County


Election Fraud in Georgia



“THE NOVEMBER 3, 2020 GENERAL ELECTION WAS CHAOTIC AND ANY REPORTED RESULTS MUST BE VIEWED AS UNTRUSTWORTHY.”

“LIKELY THAT LARGE NUMBERS OF FRAUDULENT BALLOTS WERE INTRODUCED INTO THE POOL OF BALLOTS THAT WERE COUNTED AS VOTED.”

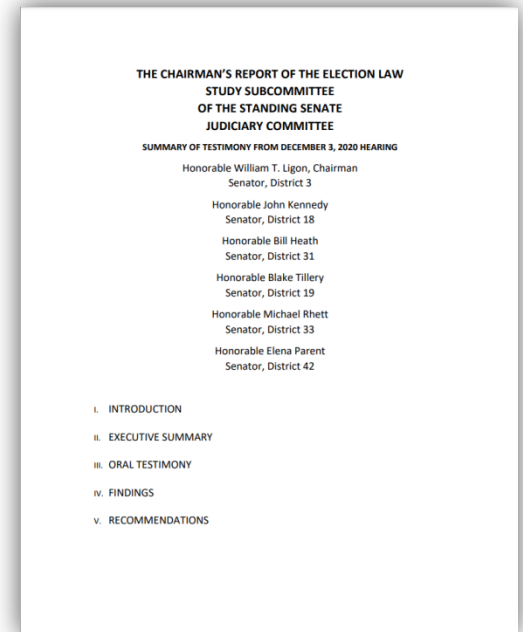
-- THE HONORABLE WILLIAM T. LIGON, SENATOR
CHAIRMAN, GEORGIA SENATE JUDICIARY SUBCOMMITTEE ON ELECTIONS



“IT’S AN EMBARRASSMENT FOR OUR STATE AND I AM MORE AND MORE CONVINCED NOW THAT THIS A WELL-ORCHESTRATED, WELL-COORDINATED EFFORT, BY SEVERAL GROUPS TO COMMIT WIDESPREAD AND SYSTEMIC FRAUD.”

-- THE HONORABLE BRANDON BEACH, SENATOR
GEORGIA SENATE JUDICIARY SUBCOMMITTEE ON ELECTIONS

GEORGIA SENATE REPORT



[Download the scathing 15-page report calling the results of the 2020 election, “untrustworthy” and recommending that the certification of the results be rescinded](#)

Election Fraud in Georgia

KEY ALLEGATIONS

66,247 Under Age Voters

15,000 Changed Address Too Late

10,315 Deceased Voters

4,926 Out-of-State Voters

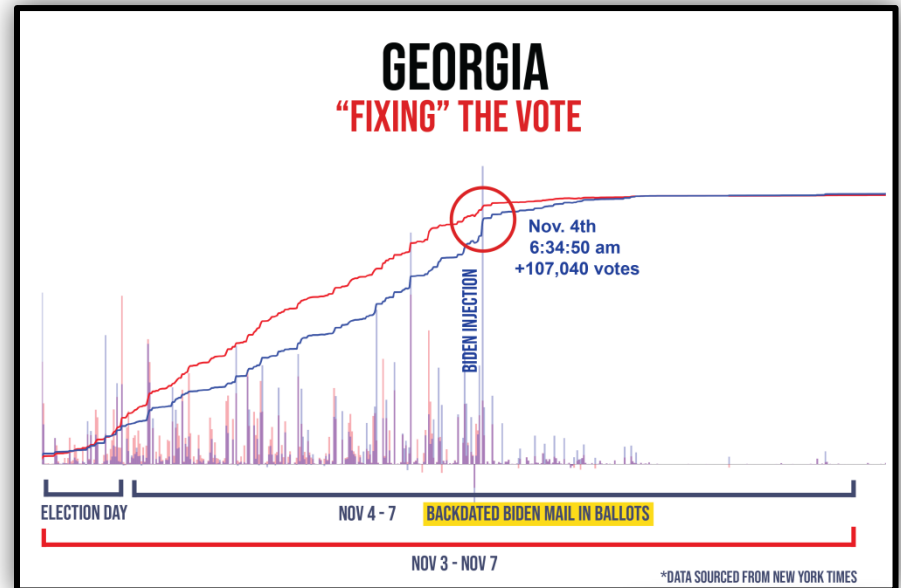
2,560 Ineligible Felons

2,423 Unregistered Voters


1,700 Instances of Double Voting

395 People Voted in Two States

305,701 absentee ballots were applied for too early. 2,664 absentee ballots were sent to voters too early.



Mathematician Edward Solomon alleges via an affidavit that hundreds of ballot batch tallies across multiple precincts suspiciously all came out to be 5.5555% (or 1/18th) for Trump, which suggests there may have been a fraudulent computer algorithm switching votes to reach a specific target fraction. The algorithm appeared to be switched on for short periods, and then switched off and moved to another precinct to avoid detection. He predicts that 25,630 votes were stolen using this method in Atlanta alone. [See the 12min video](#) or [download the report](#).



Election Fraud in Georgia

KEY ALLEGATIONS

Failure of Chain of Custody

Ballot batches were taken for same-day transport, yet took three days to arrive at their destination.

Massive Manual Adjudication.

During counting in Fulton County, the Election Director stated that out of 113,130 votes scanned up until that point, 106,000 of them had to be manually adjudicated, a massive 93.7%, compared to 1.2% in 2016.

Unobserved Ballot Counting

Vote counting rooms were announced as “closed down”, and yet counting continued, without independent observers present, in violation of law.

At State Farm Arena, evidence of this was streamed live over the internet. After observers left, ballots were pulled out from underneath a covered desk. Trump’s Legal Team estimates this could account for 37,500–120,000 votes.

Ballots Duplicated by Copy Machine

Ballot Shredding



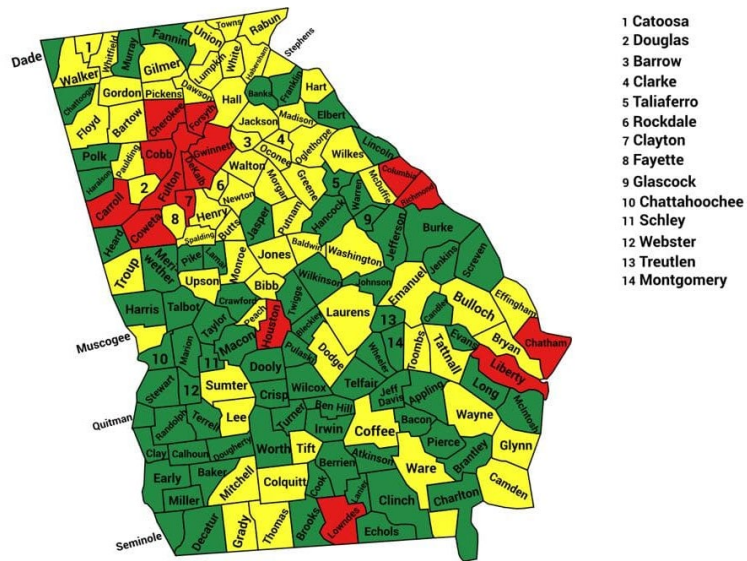
[Watch dozens of Georgia witnesses step forward](#)



[Watch Ruby Freeman scan suitcase ballots multiple times](#)

Georgia - Statistical Anomalies

Former US military intelligence officer and statistical analyst Seth Keshel analyzed the trends of voter registrations versus actual votes. The following report indicates which counties' vote counts align with the trend in voter registrations and which have small or large divergences. Each county is flagged as red, yellow, or green, based on whether the 2020 vote totals aligned with the expected trends (as past decades demonstrate they typically do), or if they diverged in statistically unlikely ways.



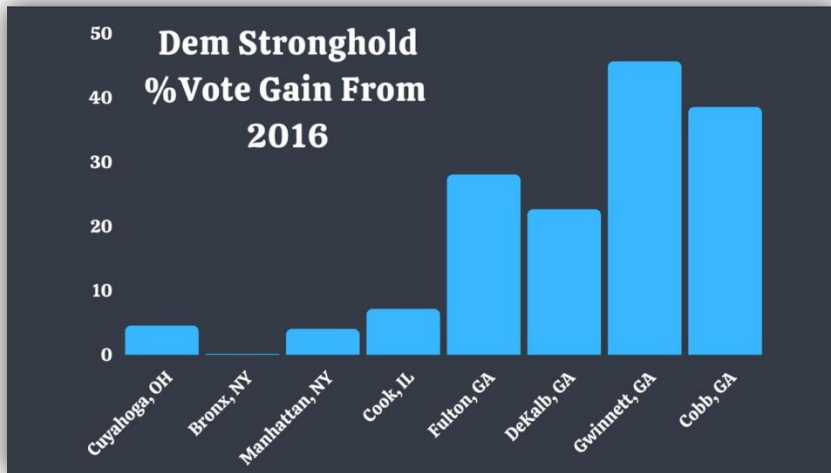
[Watch Seth Keshel discuss Georgia](#)

- **Likely Clean**
Aligns with voter registration trends, as expected
- **Suspect, Likely Fraud**
Moderate divergence from trend
- **Strong/Rampant Fraud**
Strong, unexplainable divergence from trend


	Trump Votes	Biden Votes	Other Votes
Officially reported result	2,461,854 (49.2%)	2,473,633 (49.5%)	64,964 (1.3%)
Estimate of potential fraud		299,000 (6.0%)	
Estimate of actual result	2,461,854 (52.4%)	2,174,633 (46.3%)	64,964 (1.4%)

Source: <https://electionfraud20.org/seth-keshel-reports/georgia/>

Georgia - Discovered Fraud



The bizarre differences in Democrat vote results. Why did these four counties in Georgia have 20-50% more votes in 2020 than in 2016, when other strongly Democrat counties barely even reach a 7% increase?



“NEW REVELATIONS THAT FULTON COUNTY IS UNABLE TO PRODUCE ALL BALLOT DROP BOX TRANSFER DOCUMENTS WILL BE INVESTIGATED THOROUGHLY. ... THIS CANNOT CONTINUE.”

-- BRAD RAFFENSPERGER, SECRETARY OF STATE

Source: <https://electionfraud20.org/seth-keshel-reports/georgia/>

VoterGA Ballot Audit

After analysis, the ballot images were “riddled with massive errors and provable fraud”, including:

- A 60 per cent error rate: 923 of the 1,539 mail-in ballot batch files contained incorrect results.
- Seven falsified tally sheets containing 850 votes for Joe Biden but 0 for Donald Trump and Jo Jorgenson.

Absentee Scanner 2 Batch # 19

Audit Board Batch Sheet
 County: Fulton
 Batch Name: Sc # 2 (19)
 Batch Type: Absentee Advance Election Day Provisional Other

Was the container sealed when received by the audit board? Yes

Candidates	Enter Stack Totals
Donald J. Trump	
Joseph R. Biden	100
Jo Jorgenson	
Overvotes	
Blank/Unreadable	

Number of Ballots sent to the Vote Review Panel (if any)
 Write-In: _____
 Duplicated: _____
 Undetermined: _____

When work is completed, return all ballots (except Vote Review Panel ballots) to the ballot container and seal container.

Was the container sealed by the audit board? Yes

Check In/Out Station
 Recorded ballot return on Ballot Container Inventory Sheet
 Delivered Vote Review Panel ballots (if any)
 Entered tallies into ARO
 _____ Initials of check In/out station member

Absentee Scanner 2 Batch # 21

Audit Board Batch Sheet
 County: Fulton
 Batch Name: Sc # 2 (21)
 Batch Type: Absentee Advance Election Day Provisional Other

Was the container sealed when received by the audit board? Yes

Candidates	Enter Stack Totals
Donald J. Trump	
Joseph R. Biden	100
Jo Jorgenson	
Overvotes	
Blank/Unreadable	

Number of Ballots sent to the Vote Review Panel (if any)
 Write-In: _____
 Duplicated: _____
 Undetermined: _____

When work is completed, return all ballots (except Vote Review Panel ballots) to the ballot container and seal container.

Was the container sealed by the audit board? Yes

Check In/Out Station
 Recorded ballot return on Ballot Container Inventory Sheet
 Delivered Vote Review Panel ballots (if any)
 Entered tallies into ARO
 _____ Initials of check In/out station member

Download full copies of ballot and tally images

For complete studies, history, and legal: <https://voterga.org/>



MICHIGAN

密歇根州

Election Fraud in Michigan

NUMBER OF DISPUTED BALLOTS	527,000 Votes Estimated
BIDEN'S WINNING MARGIN	154,188 Votes (2.8%)
ELECTORAL COLLEGE VOTES	16 (36 Needed for a Trump Win)
INDEPENDENT FORENSIC AUDIT	Internal Audits Only

Election Fraud in Michigan

KEY ALLEGATIONS

Chain of Custody Violations

Statutory Violations

Constitutional Violations

Board of Canvassers Violations

Voting Systems Vulnerabilities

COVID Subversions

Senator Patrick Colbeck

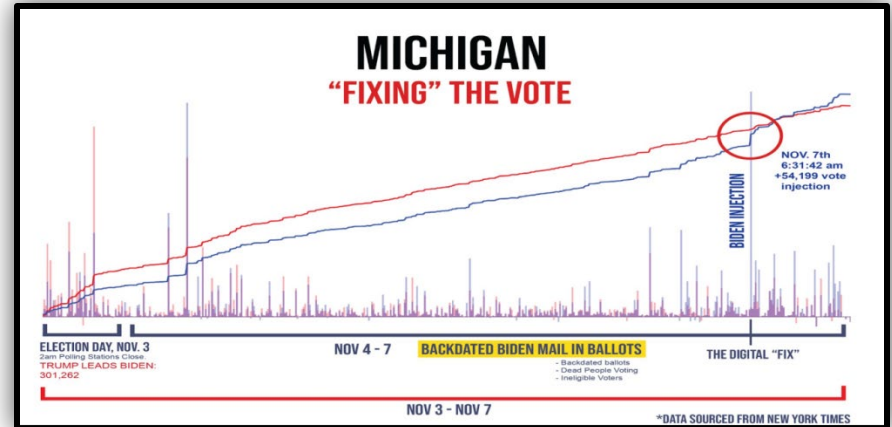
The Case for Decertification of Michigan Election Results

Download: [Summary article](#) and [presentation](#)


The DePerno Reports

Attorney Matthew DePerno collaborated with cyber security firms and forensic experts to amass technical reports on security vulnerabilities and other evidence of fraud.

Download: <https://www.depernelaw.com/all-expert-reports.html>



Edward Solomon discovered large statistical impossibilities in Michigan indicating a fraudulent algorithm. He alleges that **287,980 votes were flipped** from Trump to Biden in Michigan. Download: [Analysis of Precinct Time Series Voting Data](#)



“141,257 VOTES FOR BIDEN ADDED DURING A SINGLE TIME INTERVAL, THE ODDS OF THAT HAPPENING ARE 1 IN 10¹¹⁷.”

-- MICHIGAN 2020 VOTING ANALYSIS REPORT

Download: https://election-integrity.info/MI_2020_Voter_Analysis_Report.pdf

Election Fraud in Michigan

KEY ALLEGATIONS FROM TRUMP LAWYERS

Vote counting rooms were announced as closed down, and yet **counting continued, without independent observers** present.

Statistical anomalies, including a notorious vote dump whereby Biden gained **141,258 votes compared with Trump's 5,968** in a single update on November 4th.

On November 7th, there was another **one-sided spike of 54,199** votes.

270,000 votes were counted without independent observation.

Wayne County

71 precincts could not balance their books - there were **more votes than people who voted**.

County board refused to certify because of the number that couldn't be balanced. **They were threatened**, and recalled their concerns believing there would be a forensic audit. The audit never occurred. **Governor Whitmer ignored** their refusal to certify. The **secretary of state has said that records should be destroyed**.

Antrim County

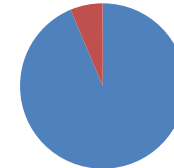
The state used Dominion voting machines, which permit tampering and overriding of results. A forensic audit of the Antrim County vote tabulation found that the Dominion system had an **astonishing error rate of 68 percent**. By way of comparison, the Federal Election Committee requires that election systems must have an error rate no larger than 0.0008 percent.

In some areas, including Antrim County, **82% of votes were flagged for adjudication**, meaning an unobserved adjudicator was able to potentially change the outcome of votes.



[Watch testimony: Stacks of ballots counted 8-10 times, directed by Nick Ikonomakis of Dominion.](#)

Alleged Interference from Mark & Priscilla Zuckerberg



Democrat Counties	\$5,939,235
Republican Counties	\$402,878
Total	\$6,342,113

Source: <https://electionfraud20.org/fraud-summary-by-state/michigan/>

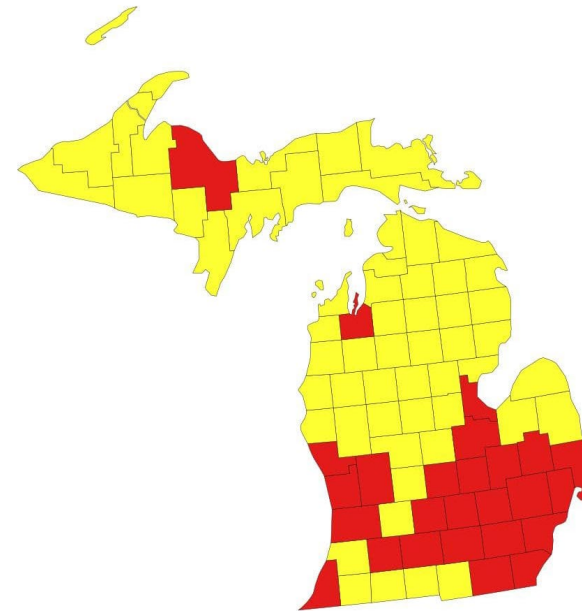
Source: [Private Funding of Elections Report](#)

Michigan - Statistical Anomalies

Former US military intelligence officer and statistical analyst Seth Keshel analyzed the trends of voter registrations versus actual votes. The following report indicates which counties' vote counts align with the trend in voter registrations and which have small or large divergences. Each county is flagged as red, yellow, or green, based on whether the 2020 vote totals aligned with the expected trends (as past decades demonstrate they typically do), or if they diverged in statistically unlikely ways.



[Watch Seth Keshel discuss Georgia](#)



- **Likely Clean**
Aligns with voter registration trends, as expected
- **Suspect, Likely Fraud**
Moderate divergence from trend
- **Strong/Rampant Fraud**
Strong, unexplainable divergence from trend

	Trump Votes	Biden Votes	Other Votes
Officially reported result	2,649,852 (47.8%)	2,804,040 (50.6%)	88,665 (1.6%)
Estimate of potential fraud		527,000 (9.5%)	
Estimate of actual result	2,649,852 (52.8%)	2,277,040 (45.4%)	88,665 (1.8%)

Michigan - Statistical Anomalies

Michigan tracks Pennsylvania in terms of voter tendencies; since 2008, declining Democrat participation and increasing Republican, especially under Trump. Obama lost 303k in 2012, Clinton another 296k. Trump gained 370k amidst this coalition shift in a shrinking state, only to be lapped by Biden with 535k after no new net positive Democrat votes in 12 years.

As a general rule, states in population decline with a massive coalition shift (party switching) going on are not going to show massive gains for both sides. The counties in Michigan all track with Pennsylvania counties. Not one clean county here – an easy Trump win as we saw on Election day.

If Biden is 527k heavy, Trump margin of victory in Michigan was about 52.9% to 45.4%, or 7.5% overall (373k votes).

Best targets for audits: Macomb, Allegan, Bay, Berrien, Calhoun, Clinton, Eaton, Jackson, Kent, Livingston, Monroe, Muskegon, Ottawa, Saginaw, St. Clair.



NEWADA

內華達州

Election Fraud in Nevada

NUMBER OF DISPUTED BALLOTS	At least 100,000 Votes
BIDEN'S WINNING MARGIN	33,596 Votes (2.4%)
ELECTORAL COLLEGE VOTES	6 (36 Needed for a Trump win)
INDEPENDENT FORENSIC AUDIT	No

Election Fraud in Nevada

KEY ALLEGATIONS

42,000 People Voted More Than Once

19,000 People Living Outside of NV

15,000 with Commercial Addresses

8,000 with Non-Existent Addresses


4,000 Non-Citizens Voted

1,500 Dead People Voted

Voters Incentivized with Gifts

Vote Totals Changed Overnight

Investigations Obstructed



“EXPERTS IDENTIFIED 130,000 UNIQUE INSTANCES OF VOTER FRAUD IN NEVADA.”

-- JESSE BINNALL, NEVADA LAWYER

“Universal mail voting without sufficient safeguards to authenticate voters...”

“...the number of mail ballots rocketed from about 70,000 in 2016 to over 690,000.”

Senate Homeland Security and Governmental Affairs Committee

Witness Statement of Jesse Binnall
December 16, 2020

Thank you Mr. Chairman, Ranking Member Peters, and members of the committee.

This year, thousands upon thousands of Nevada voters had their votes cancelled out by election fraud and invalid ballots. Here's how it happened.

On August 3, 2020, after a rushed special session, Nevada legislators made drastic changes to the state's election law by adopting a bill known as AB 4. The vulnerabilities of this statute were obvious: it provided for universal mail voting without sufficient safeguards to authenticate voters or ensure the fundamental requirements that only one ballot was sent to each legally qualified voter. This was aggravated by election officials' failure to check known deficiencies in their voter rolls. Because of AB 4, the number of mail ballots rocketed from about 70,000 in 2016 to over 690,000 this year.

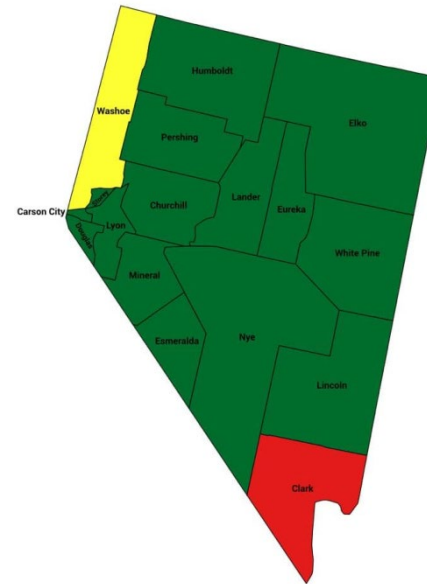
The election was inevitably riddled with fraud and our ballots never stopped ringing. While the media and the Democrats accused us of making it all up, our team began hunting them every lead. Our evidence came both from data scientists and brave whistleblowers.

Here is what we found:

- Over 42,000 people voted more than once. Our experts were able to make this determination by reviewing the list of actual voters and comparing it to other voters with the same name, address, and date of birth. This method was also able to catch people using different first name variations, such as William and Bill, and individuals who were registered both under a married name and a maiden name.
- At least 1,500 dead people are recorded as voting, as shown by comparing the list of mail voters with the social security death records.
- More than 19,000 people voted even though they did not live in Nevada; to be clear, this does not include military voters or students. These voters were identified by comparing the lists of voters with the U.S. Postal Service's National Change of Address database, among other sources.
- About 8,000 people voted from non-existent addresses. Here we cross-referenced voters with the Census Bureau's Support System which allowed our experts to identify undeliverable addresses.

Nevada - Statistical Anomalies

CLARK COUNTY, NEVADA						
Year	Republican		Democrat		Third Party	
	#	%	#	%	#	%
2020	430,930	44.31%	521,852	53.66%	19,728	2.03%
2016	320,057	41.72%	402,227	52.43%	44,872	5.85%
2012	289,053	41.82%	389,936	56.42%	12,201	1.77%
2008	257,078	39.48%	380,765	58.47%	13,329	2.05%
2004	256,337	46.82%	281,767	51.66%	8,293	1.52%
2000	170,932	44.72%	196,100	51.31%	15,166	3.97%



- **Likely Clean**
Aligns with voter registration trends, as expected
- **Suspect, Likely Fraud**
Moderate divergence from trend
- **Strong/Rampant Fraud**
Strong, unexplainable divergence from trend

Trump blows away GWB 2004 gain with 111k NEW votes from 2016 when he nearly won NV (and almost certainly did in a fair race), but of course **Biden comes up with a 119k GAIN in new votes despite the huge GOP registration gain advantage**. Obama had the previous record of 99k, but had a tremendous shift in voter ID to back up those gains.

	Trump Votes	Biden Votes	Other Votes
Officially reported result	669,890 (47.67%)	703,486 (50.06%)	31,900 (2.70%)
Estimate of potential fraud		100,000 (7.10%)	
Estimate of actual result	669,890 (51.30%)	603,486 (46.20%)	31,900 (2.40%)



PENNSYLVANIA

賓夕法尼亞州

Election Fraud in Pennsylvania

NUMBER OF DISPUTED BALLOTS	500,000 Votes Estimated
BIDEN'S WINNING MARGIN	81,660 votes (1.2%)
ELECTORAL COLLEGE VOTES	20 (36 Needed for a Trump Win)
INDEPENDENT FORENSIC AUDIT	Subpoenas for 3 Counties

Election Fraud in Pennsylvania

KEY ALLEGATIONS

882,777 middle-of-the-night ballots entered without any independent observation, against the law, when Biden was behind by 600,000 votes.

A single 580,000 overnight ballot dump went 99.5% to Biden.

A truck with up to 288,000 completed ballots disappeared on Oct 21st.

170,830 more votes counted, than people that voted.

154,585 ballots dated impossibly early, or mailed too late, were counted.

75,505 ballots were added 12 days after the election, with no explanation.

1,573 ballots came from voters over 100 years old.

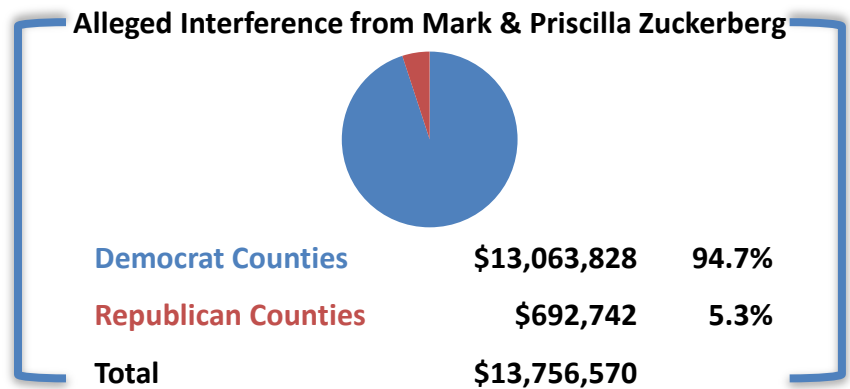
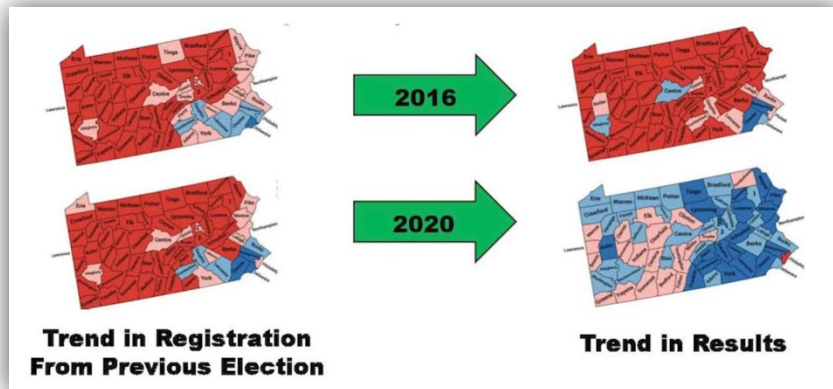
Mail-in ballots without envelopes, as required by law, were a major problem.

Attempts to obtain data have been obstructed; courts refused to hear the evidence.

Election Fraud in Pennsylvania



[Watch Senator Mastriano's Hearing on Elections summation.](#)

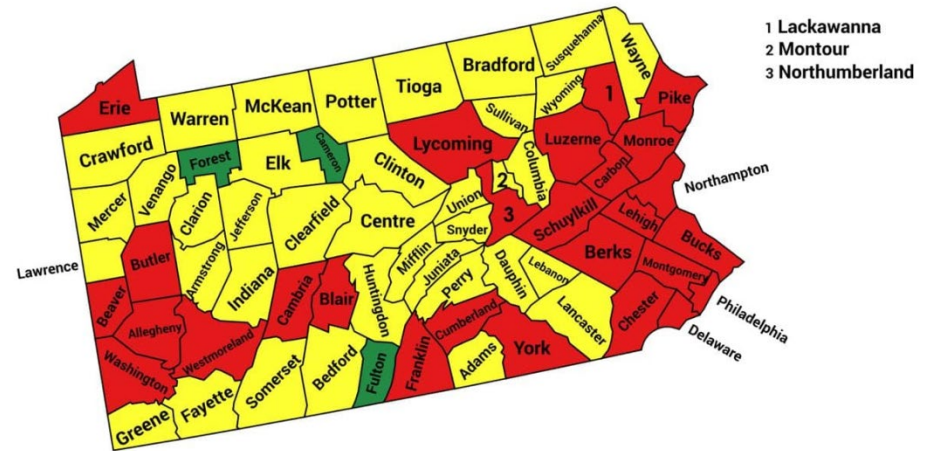


Source: <https://electionfraud20.org/seth-keshel-reports/pennsylvania/>

Source: [Private Funding of Elections Report](#)

Pennsylvania - Statistical Anomalies

Former US military intelligence officer and statistical analyst Seth Keshel analyzed the trends of voter registrations versus actual votes. The following report indicates which counties' vote counts align with the trend in voter registrations and which have small or large divergences. Each county is flagged as red, yellow, or green, based on whether the 2020 vote totals aligned with the expected trends (as past decades demonstrate they typically do), or if they diverged in statistically unlikely ways.



- Likely Clean
Aligns with voter registration trends, as expected
- Suspect, Likely Fraud
Moderate divergence from trend
- Strong/Rampant Fraud
Strong, unexplainable divergence from trend




[Watch Seth Keshel discuss Pennsylvania](#)

	Trump Votes	Biden Votes	Other Votes
Officially reported result	3,378,263 (48.8%)	3,459,923 (50.0%)	83,038 (1.2%)
Estimate of potential fraud		504,000 (7.3%)	
Estimate of actual result	3,378,263 (52.6%)	2,955,923 (46.1%)	83,038 (1.3%)

Source: <https://electionfraud20.org/seth-keshel-reports/pennsylvania/>

Pennsylvania - Statistical Anomalies



“THERE ARE SOME MAJOR STATISTICAL ABERRATIONS IN THE PA VOTING RECORDS, THAT ARE EXTREMELY UNLIKELY TO OCCUR IN A NORMAL (UN-MANIPULATED) SETTING.”

“THE ANOMALIES ALMOST EXCLUSIVELY HAPPENED WITH THE BIDEN VOTES.”

-- PENNSYLVANIA 2020 VOTING ANALYSIS REPORT



“THIS AFFIDAVIT/DECLARATION PRESENTS UNAMBIGUOUS PROOF THAT DOMINION AND OTHER RELATED VOTING SYSTEMS WERE ACCESSED OR OTHERWISE USED FRAUDULENTLY TO TRANSFER VOTES ACCORDING TO SPECIFIC RATIOS OF TRUMP’S TOTAL TO GRAND TOTAL PER PRECINCT.”

-- MATHEMATICIAN EDWARD SOLOMAN

PENNSYLVANIA 2020 VOTING ANALYSIS REPORT

11-16-20 (REV 7-8-21)



[DOWNLOAD REPORT](#)

Declaration of Edward Solomon

Edward J. J. Solomon, 714 S. Belmont Boulevard, under the penalty of perjury hereby depose and declare, under oath and under the penalty of perjury, that he is the author of the following:

1. I am over the age of 18 years and holder of valid identification as declared on the affidavit which would permit me to vote in the following:
2. I am a natural born citizen of the United States of America and I am not a member of any other country or organization and I am not a member of any other country or organization and I am not a member of any other country or organization.
3. I am a resident of the State of Pennsylvania and I am not a resident of any other state or country.
4. I have signed the affidavit under oath and I am not a member of any other country or organization and I am not a member of any other country or organization.

The above information is true and correct to the best of my knowledge and belief and I am not aware of any other information that would contradict the above information.

The above information is true and correct to the best of my knowledge and belief and I am not aware of any other information that would contradict the above information.

The above information is true and correct to the best of my knowledge and belief and I am not aware of any other information that would contradict the above information.

The above information is true and correct to the best of my knowledge and belief and I am not aware of any other information that would contradict the above information.

The above information is true and correct to the best of my knowledge and belief and I am not aware of any other information that would contradict the above information.

The above information is true and correct to the best of my knowledge and belief and I am not aware of any other information that would contradict the above information.

The above information is true and correct to the best of my knowledge and belief and I am not aware of any other information that would contradict the above information.

The above information is true and correct to the best of my knowledge and belief and I am not aware of any other information that would contradict the above information.

The above information is true and correct to the best of my knowledge and belief and I am not aware of any other information that would contradict the above information.

The above information is true and correct to the best of my knowledge and belief and I am not aware of any other information that would contradict the above information.

The above information is true and correct to the best of my knowledge and belief and I am not aware of any other information that would contradict the above information.

The above information is true and correct to the best of my knowledge and belief and I am not aware of any other information that would contradict the above information.

[DOWNLOAD REPORT](#)



WISCONSIN

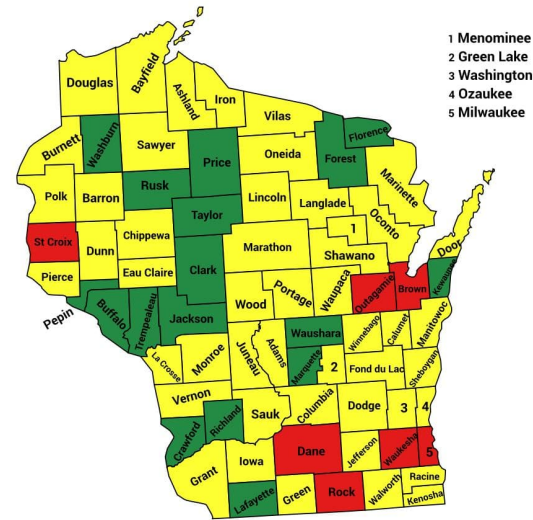
威斯康星州

Election Fraud in Wisconsin

NUMBER OF DISPUTED BALLOTS	221,323 Votes Estimated
BIDEN'S WINNING MARGIN	20,682 votes (0.6%)
ELECTORAL COLLEGE VOTES	10 (36 Needed for a Trump Win)
INDEPENDENT FORENSIC AUDIT	Subpoenas Issued

Wisconsin - Statistical Anomalies

Former US military intelligence officer and statistical analyst Seth Keshel analyzed the trends of voter registrations versus actual votes. The following report indicates which counties' vote counts align with the trend in voter registrations and which have small or large divergences. Each county is flagged as red, yellow, or green, based on whether the 2020 vote totals aligned with the expected trends (as past decades demonstrate they typically do), or if they diverged in statistically unlikely ways.



[Watch Seth Keshel discuss Wisconsin](#)

	Trump Votes	Biden Votes	Other Votes
Officially reported result	1,60,184 (48.82%)	1,630,866 (49.45%)	57,056 (1.73%)
Estimate of potential fraud		139,000 (4.2%)	
Estimate of actual result	1,610,184 (51.0%)	1,491,866 (47.2%)	57,056 (1.73%)